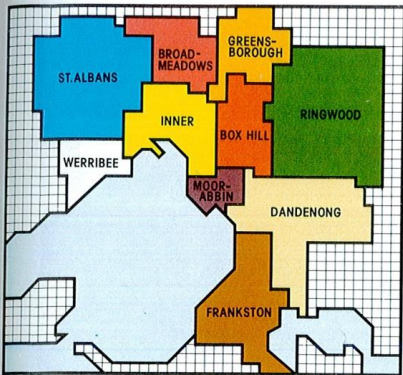


# Public Transport Neighbourhood and Tickets



## 10 Transport Neighbourhoods



The metropolitan area is divided into 10 transport Neighbourhoods. The largest is the Inner Neighbourhood which extends to the fringes of the tram network.

If you only want to travel around your local Neighbourhood, that's all you pay for. If you want to go into the next Neighbourhood, or even across two boundaries, naturally you'll pay more.

An 'overlap' has been created on many transport routes where they cross from one Neighbourhood to another. These 'overlaps' are shown on the larger detailed map with the colors of both the relevant Neighbourhoods.

From stations or stops in these 'overlaps' you have access to either Neighbourhood at the individual Neighbourhood fare.

The ticket you choose depends on the number of Neighbourhoods you wish to travel around in and for how long.

## Where to buy your ticket

You can buy your Daily Travelcard or Neighbourhood ticket on a tram, bus or at the railway station.

Weekly Travelcards are available at your railway station, Government Tram and Bus depots, The Met Shop (103 Elizabeth Street Melbourne),

## Two or Three Hour Travel

These are called 'Neighbourhood' tickets. They give you unlimited travel for two hours in the Inner, Inner Plus One or Anywhere Neighbourhoods and three hours in Outer Neighbourhoods, on all modes of transport. A 'Neighbourhood Plus One' gives you travel access to two adjoining Neighbourhoods, except when travelling to the Inner Neighbourhood.

## An all day ticket

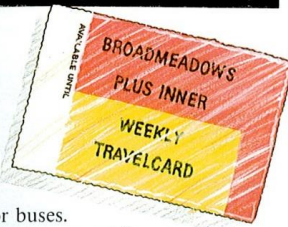
This is a Travelcard. A Daily Travelcard gives you all-day travel on all modes of transport.



## A weekly ticket

A Weekly Travelcard is great value. Use it anywhere on the metropolitan system on trams, trains or buses.

As an added bonus you get free weekend travel for you, another adult and up to six children.



## A ticket for short trips

When you want to make a short, one-way trip in the Inner Neighbourhood (two tram or bus sections or two rail stations) you can use the 'Short Trip' Ticket.


## City Saver

For frequent one-way Tram or Bus trips in the area shown in the City Saver map. You can bulk buy 10 trips on one City Saver ticket, reducing the normal single trip cost.



## Commuter Passes

Commuter passes are also great value and easy to use. Yearly tickets are more convenient than daily tickets and give significant reductions to regular travellers.




## Concession

Concessions are available for travel on all trams, trains and buses. Most Met tickets have a concession price of around 50% off the normal adult fare. You can easily recognise concession tickets by the diagonal strip.



## Off Peak travel

Off Peak travel is available Monday to Friday from 9.30am (excluding public holidays). You can travel by one continuous trip to any City Loop station and then get around the City Saver area on a tram or a bus, or even the Loop.



## Tour the sights of Melbourne

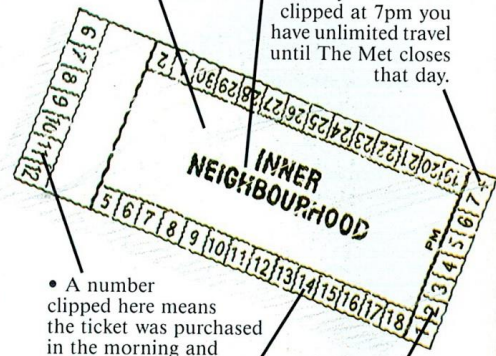
The Melbourne MetPass is a do-it-yourself sightseeing kit. It contains everything you need to travel on trams, trains and buses throughout the entire Melbourne Metropolitan area.

The kit includes an easy-to-read reference map to Melbourne's tourist attractions, a tour guide outlining suggested sightseeing, day trips, activities and how to get there and a ticket that will get you wherever you want to go. It's easy to use, low cost transport, and the MetPass fits in your pocket.



## What to look for on a ticket

- The color of the tickets identifies the Neighbourhood, or Neighbourhoods.
- The title tells you the Neighbourhood in which you can travel.
- An Anywhere ticket has its own color.
- If your ticket is clipped at 7pm you have unlimited travel until The Met closes that day.



- A number clipped here means the ticket was purchased in the morning and your travel period is based on this time.
- A number clipped here means the ticket was purchased in the afternoon and your travel period is based on this time.
- A number clipped here shows the date when the ticket was purchased.

## Transit Patrol

Transit Patrol is a professional, fully trained and equipped team to ensure the safety and security of passengers, staff and property. All transit patrols are linked to the Victoria Police communication network, enabling D24 to summon the nearest police patrol if assistance is needed.

No one has the right to stop you travelling on The Met comfortably, safely and securely. If someone does, telephone the Transit Patrol Hotline on 629 2126. The hotline operates 24 hours a day — the number is printed on the back of Met tickets and on posters and stickers throughout The Met system.

## Met Information

For information regarding The Met system, please call: 617 0900 (7.30am to 8.30pm Monday to Saturday; 9.15am to 8.30pm on Sundays).